




# REVERSE POLARITY

For connecting WLAN antennas

- » Reverse polarity SMA (RP-SMA) is a variation of the SMA connector
- » Gender of the interface has been reversed
- » Purpose is to prevent mismatching
- » Used for connecting W-LAN components



# REVERSE POLARITY CONNECTORS

## Prevent mismatching

SMA connectors with reverse polarity are widely used to connect WLAN antennas to network components such as routers or access points. The reverse polarity prevents damage by design: As the gender of the interface has been reversed, users cannot mismatch the connector and connect active components with standard connectors to the antenna outlet of a router, for example. For SMA connectors, „reverse polarity“ refers only to the gender on the connectors contact pin and not in any way to the signal polarity.

IMS Connector Systems provides SMA connectors in standard and in reverse polarity design. The reverse polarity series offer the same characteristics in regards to material, plating and performances as the corresponding standard series.

## Product features

- » Gender of the interface has been reversed
- » Variation of the standard SMA connector
- » Same external housing
- » Prevent mismatching
- » Light weight, compact and vibration proof design

## Characteristics

- » Impedance 50Ω
- » Frequency range DC to 18 GHz
- » Return loss  $\geq 28$  dB up to 6 GHz
- » Screw-on locking mechanism
- » Minimum 500 mating cycles guaranteed




# RP-SMA AND SMA IN COMPARISON

RP-SMA and SMA connections differ only in the gender of the interface. The male RP-SMA connector has the same housing with the threads on the outside as the standard version, however, the center jack is replaced by a plug. Accordingly, the RP-SMA female connector has threads on the inside like a conventional SMA connector but the center plug is replaced by a jack. Apart from this, an RP-SMA connector will have the identical characteristics and performances as the corresponding SMA connector.

RP-SMA connectors



Standard SMA connectors











## Applications

- » W-LAN router
- » Industrial networks
- » Telecommunications



# PRODUCT PORTFOLIO RP-SMA

	Picture	Part number (P/N)	Style	Cable type	Description	Plating
Cable types		4026.42.2410.023 4447.42.2410.083	-	RG 174 LMR 195	RP-SMA Cable mount jack	3 = NiP+Au
		4024.42.2420.023	-	RG 174	RP-SMA Cable mount angle jack	3 = NiP+Au
		4824.42.1410.043	-	Hirose U.FL-LP-066 Ø 1,32mm	RP-SMA Cable mount plug	3 = NiP+Au
		4858.42.1412.243	-	Hirose U.FL-LP-066 Ø 1,32mm	RP-SMA Cable mount plug	3 = NiP+Au
		5474.42.1412.213	-	IPEX MHF4 / Murata MXTK 88 / 92	RP-SMA Cable mount plug	3 = NiP+Au
Cable assemblies		K-2411	-	Hirose U.FL-LP-066 Ø 1,32mm		
		K-2420 (IP 67)	-	Hirose U.FL-LP-066 Ø 1,32mm		
		K-6424	-	IPEX MHF 20278-112R- 32 Ø 1,32mm		



# PRODUCT PORTFOLIO RP-SMA

	Picture	Part number (P/N)	Style	Cable type	Description	Plating
Bulkhead types		2963.42.1414.213	Small flange	RG 178, RG 196	RP-SMA Bulkhead plug	3 = NiP+Au
		4346.42.1410.043 (without panel sealing)	Large flange	Hirose U.FL-LP-066 Ø 1,32mm	RP-SMA Bulkhead plug	3 = NiP+Au
		4401.42.1410.043 (with panel sealing)	Large flange	Hirose U.FL-LP-066 Ø 1,32mm	RP-SMA Bulkhead plug	3 = NiP+Au
PCB types		4344.42.1510.003	Short neck version	-	PR-SMA PCB mount plug	3 = NiP+Au
		4423.42.1510.003	Long neck version	-	PR-SMA PCB mount plug	3 = NiP+Au
		4023.42.1610.003	-	-	PR-SMA PCB mount plug	3 = NiP+Au
		4345.42.1520.001	-	-	PR-SMA PCB mount angle plug	1 = Au
Additional		Various RP-TNC connectors on request			Cable types PCB types Cable assemblies	



### EUROPE

IMS Connector Systems GmbH  
Obere Hauptstraße 30  
DE-79843 Löffingen

Phone +49 (0) 7654 901-100  
Fax +49 (0) 7654 901-199  
sales@imscs.com

### AMERICAS

IMS Connector Systems Inc  
22305 Golden Canyon Circle  
Chatsworth  
US-CA 91311

Phone +1 (0) 214 704-1115  
salesusa@imscs.com

### APAC

IMS Connector Systems Ltd  
No 35, Huo Ju Road  
SND Science & Technology Park  
CN-Suzhou 215011

Phone +86 (0) 512 6808-1816  
Fax +86 (0) 512 6825-2388  
sales@imscscn.com

## **IMS** CONNECTOR SYSTEMS

HEADQUARTERS, GERMANY  
IMS Connector Systems GmbH  
Obere Hauptstraße 30  
DE-79843 Löffingen

Phone +49 (0) 7654 901-100  
Fax +49 (0) 7654 901-199

sales@imscs.com  
www.imscs.com

More product information:  
[www.imscs.com](http://www.imscs.com) >> Markets >> Industrial

